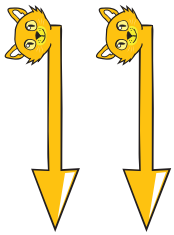
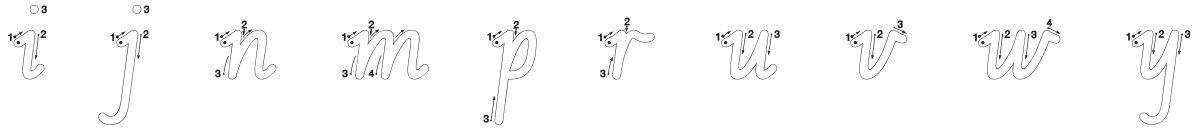


Introduction—Downstroke with entry letter formation



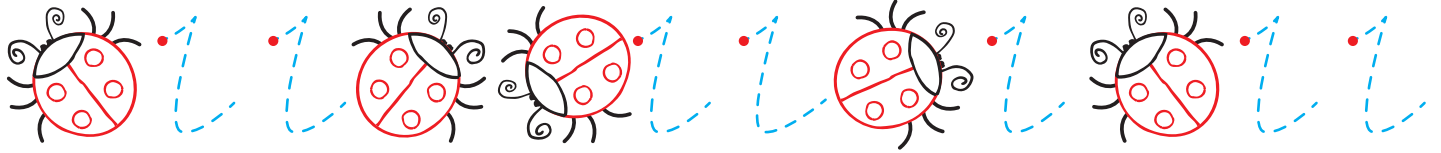

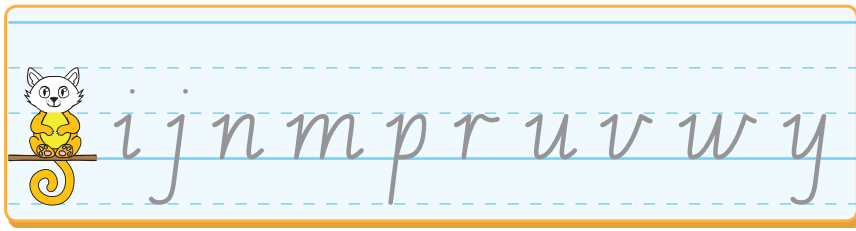
Some letters that use a downstroke movement start with a short diagonal line at the start. This diagonal line is called an entry. Letters that start with an entry then use a downstroke movement are:



<p>Downstroke movement with entries</p> <p>i j</p>	<p>Downstroke then clockwise or horizontal movement with entries</p> <p>n m p r</p>	<p>Downstroke then anticlockwise movement with entries</p> <p>u v w y</p>
--	---	---

Practise diagonal and downstroke movements by tracing the picture.





Trace, then write these letters that use an entry then a downstroke movement.



Trace, then write these letters that use an entry, a downstroke and a clockwise or horizontal movement.



Trace, then write these letters that use an entry, a downstroke and an anticlockwise movement.



Add the missing letters that start with an entry to complete the words.

